

Hydrogen Peroxide test strips**Strips H2O2
0.5-100****0.5 - 100 mg/L H₂O₂****Material**

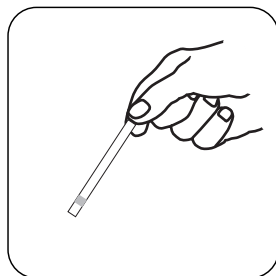
Reagents	Packaging Unit	Part Number
Hydrogen Peroxide Strips	1 pc.	56S000850

Application List


- Cooling Water
- Disinfection Control

Notes


1. Store in cool, dry place (below 32°C) and away from direct sunlight.
2. When handling test strips, make sure to touch them with your fingers only at the end of the test strip. The pads must not come into contact with the fingers.
3. The test strips must be stored in the closed packaging.
4. Similar colour development may occur if other oxidizing agents, such as Free Chlorine, are present in the sample.



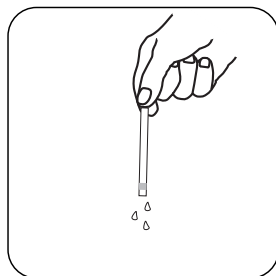
Remove one test strip. Hold the end of the test strip between index finger and thumb.



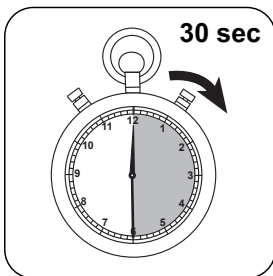
Dip the test strip into the solution to be tested so that the pad is completely immersed.



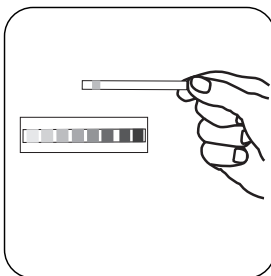
Keep the test strip immersed in the water sample for 2 seconds without moving.



Shake off excess liquid.



Wait for **30 second(s) reaction time.**



Read the result from the colour scale.