



pH value L

M331

6.5 - 8.4 pH

PH

Phenol Red

Instrument specific information

The test can be performed on the following devices. In addition, the required cuvette and the absorption range of the photometer are indicated.

Instrument Type	Cuvette	λ	Measuring Range
MD 100, MD 110, MD 200, MD 600, MD 610, MD 640, MultiDirect, PM 620, PM 630	ø 24 mm	560 nm	6.5 - 8.4 pH
SpectroDirect, XD 7000, XD 7500	ø 24 mm	558 nm	6.5 - 8.4 pH

Material

Required material (partly optional):

Reagents	Packaging Unit	Part Number
Phenol Red Solution	15 mL	471040
Phenol Red Solution	100 mL	471041
Phenol Red Solution in 6-pack	1 pc.	471046

Application List

- Boiler Water
- Pool Water Control
- Raw Water Treatment


Preparation

1. Due to differing drop sizes results can show a discrepancy in accuracy by comparison with tablets.
This can be minimised by using a pipette (0.18 ml equivalent to 6 drops).

Notes

1. After use, ensure the cuvette is once again closed with the same-coloured screw caps.
2. Reagents are to be stored in the cool at +6 °C to +10 °C.





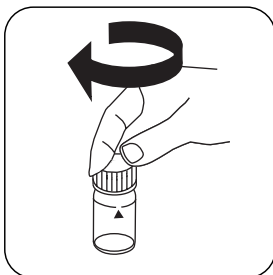
Determination of pH-value with liquid reagent

Select the method on the device.

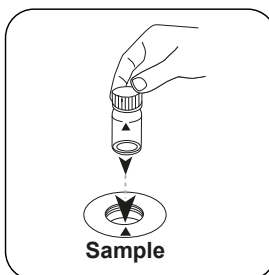
For this method, a ZERO measurement does not have to be carried out every time on the following devices: XD 7000, XD 7500




Fill 24 mm vial with **10 mL sample**.



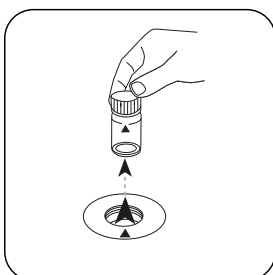
Close vial(s).



Place **sample vial** in the sample chamber. Pay attention to the positioning.

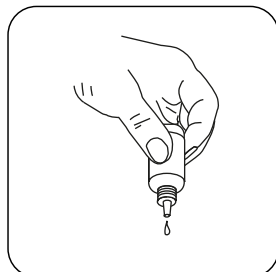


Press the **ZERO** button.

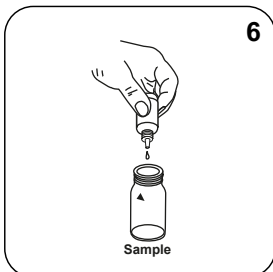


Remove the vial from the sample chamber.

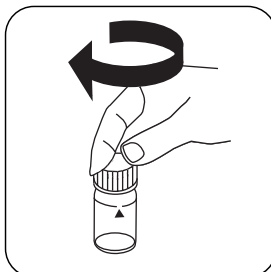
For devices that require **no ZERO measurement**, start here.



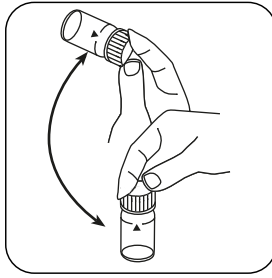
Hold cuvettes vertically and add equal drops by pressing slowly.



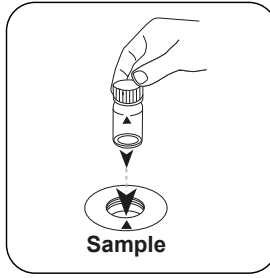
Add **6 drops PHENOL Red-Lösung** to the **sample vial**.



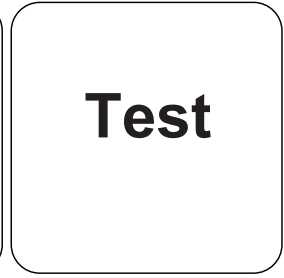
Close vial(s).



Invert several times to mix the contents.




Place **sample vial** in the sample chamber. Pay attention to the positioning.



Press the **TEST** (XD: **START**) button.

The result in pH value appears on the display.



Chemical Method

Phenol Red

Appendix

Calibration function for 3rd-party photometers

Conc. = $a + b \cdot \text{Abs} + c \cdot \text{Abs}^2 + d \cdot \text{Abs}^3 + e \cdot \text{Abs}^4 + f \cdot \text{Abs}^5$

	∅ 24 mm	□ 10 mm
a	$5.95215 \cdot 10^{+0}$	$5.95215 \cdot 10^{+0}$
b	$4.13767 \cdot 10^{+0}$	$8.89599 \cdot 10^{+0}$
c	$-5.29861 \cdot 10^{+0}$	$-2.44928 \cdot 10^{+1}$
d	$3.74419 \cdot 10^{+0}$	$3.72112 \cdot 10^{+1}$
e	$-1.25321 \cdot 10^{+0}$	$-2.6778 \cdot 10^{+1}$
f	$1.6149 \cdot 10^{-1}$	$7.41887 \cdot 10^{+0}$

Interferences

Removeable Interferences

1. Salt error Correction of test results (average values) for samples with salt contents of:

Salt content of the sample	Correction
30 g/L (seawater)	-0.15 ¹⁾
60 g/L	-0.21 ²⁾
120 g/L	-0.26 ²⁾
180 g/L	-0.29 ²⁾

¹⁾ according to Kolthoff (1922) ²⁾ according to Parson and Douglas (1926)

3. When testing chlorinated water the residual chlorine contents can influence the colour reaction of the liquid reagent. This can be avoided by adding a small crystal of Sodiumthiosulphate ($\text{Na}_2\text{S}_2\text{O}_3 \cdot 5 \text{H}_2\text{O}$) to the sample solution before adding the PHENOL RED solution.

Bibliography

Colorimetric Chemical Analytical Methods, 9th Edition, London