

Nitrite**56I700300****10 - 2000 mg/L NaNO₂****Material**

Reagents	Packaging Unit	Part Number
Nitrite Indicator N1	65 mL	56L017165
Nitrite Titrant N2	65 mL	56L017265

The following accessories are required.

Accessories	Packaging Unit	Part Number
Syringe, plastic, 20 mL	1 pc.	56A006501
Test Tube 5/10 mL + Cap	1 pc.	56A600401
Titration jar with cap, plastic, 60 mL	1 pc.	56A006701
Plastic syringe, 1 ml	1 pc.	56A013501

Application List

- Cooling Water

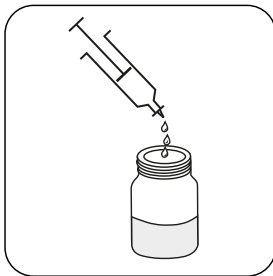
Notes

1. Colours may vary depending on sample and test conditions.
2. This test can be used to determine the nitrite reserve in cooling systems. Note that other reducing agents such as sulphite and ascorbic acid will increase the observed result.
3. Results from this test are expressed as sodium nitrite (NaNO₂). To convert from mg/L as sodium nitrite to mg/L as nitrite (NO₂), multiply the result obtained by 0.67.


Sampling

Select the sample volume from the table according to the expected measuring range and read off the factor to calculate the result.

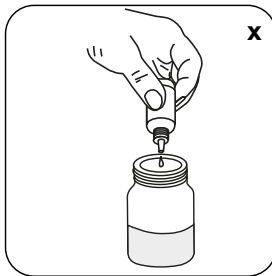
Expected Range	Titrant used	Sample Size	Factor
10-40 mg/L	5 drops of Nitrite Indicator N1	40 mL	1.25
25-100 mg/L	4 drops of Nitrite Indicator N1	20 mL	2.5
50-150 mg/L	3 drops of Nitrite Indicator N1	10 mL	5
100-400 mg/L	2 drops of Nitrite Indicator N1	5 mL	10
300-1000 mg/L	1 drop of Nitrite Indicator N1	2 mL	25
500-2000+ mg/L	1 drop of Nitrite Indicator N1	1 mL	50



Attention! Select the appropriate sample volume according to the instructions in the chapter Sampling.



Use a titration jar for larger samples or test tube for smaller samples (5 mL or less).




Add **X** drops of **Nitrite Indicator N1** reagent to the sample, according to the selected sample volume (see table in the notes).



Swirl to mix.




The sample will turn **orange (if nitrite is present)**.

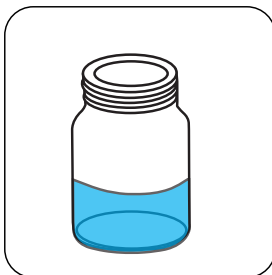


Attention! Record the number of drops that will be added.

Note: Make sure to swirl the jar after adding each drop!



Add **Nitrite Titrant N2** drop by drop to the sample until colouration turns from **orange to blue**.



The color should persist for at least **10** seconds.

Calculate test result: Nitrite (as NaNO_2) mg/L = Number of drops x factor (see table)