

DBNPA

561701190

0 - 6.8 mg/L DBNPA

## Material

Reagents	Packaging Unit	Part Number
DPD No. 3 Rapid	Tablet / 100	511290BT
DPD No. 1 Rapid	Tablet / 100	511310BT

The following accessories are required.

Accessories	Packaging Unit	Part Number
Plastic cell, 13,5 mm path length, with grey lid, set of 100	1 Set	145510
Plastic cell, 13,5 mm path length, with grey lid, set of 10	1 Set	145500
Plastic cell, 13,5 mm path length, with grey lid, set of 5	1 Set	145505
DBNPA Disk, 0-6.8 ppm (Comparator)	1 pc.	255020
CHECKIT® Comparator	1 pc.	145000

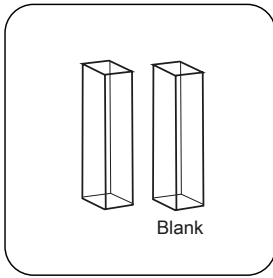
## Application List

- Disinfection Control

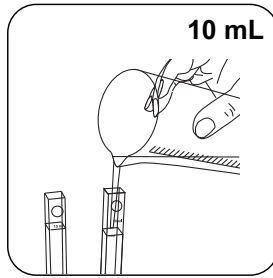
## Notes

1. Colours may vary depending on sample and test conditions.
2. This method assumes there is no background chlorine, bromine or any other oxidising chemical present. Presence of oxidising species will result in a positive interference.
3. For water with pH >6 adjust pH between 5 - 6.

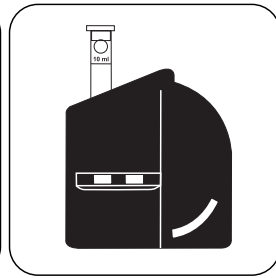




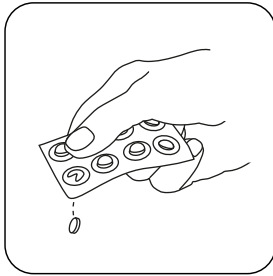
Prepare two clean 13.5 mm vials. Mark one as a blank.



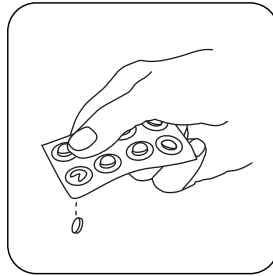
Place **10 mL sample** in each vial.



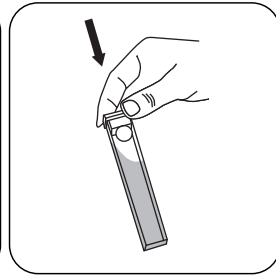
Place **blank** in the sample chamber. Positioning on the left side.



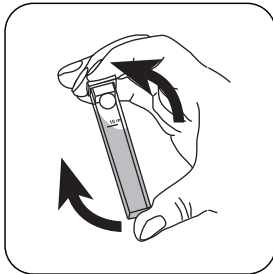
Add a **DPD No. 1 Rapid tablet** to the prepared sample.



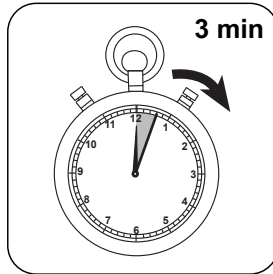
Add **DPD No. 3 Rapid tablet**.



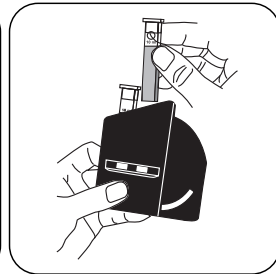
Close vial(s).




Invert several times to mix the contents.



Wait for **3 minute(s) reaction time**.



Place **sample cuvette** in the sample chamber. Positioning on the right side.



Rotate the disc until color match is obtained.

**Read the test result: DBNPA mg/L (ppm) = CHECKIT<sup>®</sup>Disc Reading**