


Chlorine HR**Strips CI HR
10-200****10 - 200 mg/L Cl₂****Application List**


- Disinfection Control

Notes

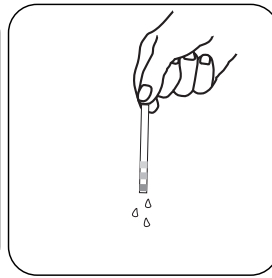
1. High concentrations will bleach the strip white and a thin blue line may separate wet from dry area.
2. Color indicates approximate strength of the solution as total available chlorine.
3. Store in cool, dry place and away from direct sunlight.
4. The test strips must be stored in the closed packaging.



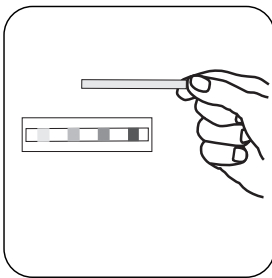
Remove one test strip. Hold the end of the test strip between index finger and thumb.



Dip the test strip into the solution to be tested without agitation.



Shake off excess liquid.



Read the result from the colour scale.