


Lovibond® Water Testing

Tintometer® Group



D005 TTC / E.Coli / Coliforms & TVC

Order Code: 56B010510

The TTC/*E.coli* & Coliform dipslide allows convenient enumeration of aerobic bacteria (TVC) together with *E.Coli*, Coliforms and *Pseudomonas* spp. bacteria in a single test. The dipslide is prepared with Nutrient TTC agar on the lighter side (responsive to aerobic bacteria) and a dual chromogenic agar on the darker side. The nutrient agar reacts with enzymes to produce a colour change which is specific to the bacteria type, allowing easy enumeration.

SAMPLING: Fluids

The sample should be taken by immersing both sides of the paddle into the fluid to be tested, it having first been removed from the sterile container. Excess sample should be gently shaken from the paddle before it is replaced in the container.

SAMPLING: Surfaces

The sample should be taken by allowing direct contact between the agar surface and the test material. The paddle is flexible and can be bent at the upper end to allow both surfaces to come into intimate contact. Bacterial recovery rate is about 50% so that sweeping an area approximately twice that of the paddle will give a more accurate result.

INCUBATION

Incubate at 30°C-35°C for 24-48 hours, when full enumeration should be completed.

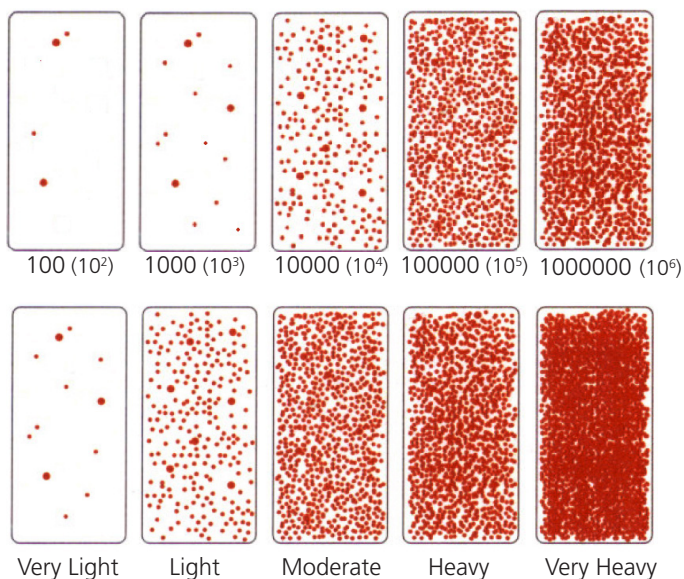
DISPOSAL

Used slides should be incinerated or autoclaved. Alternatively, immerse in a 10% bleach solution for 24 hours.

Organism	Colony Size (mm)	Shape & Surface	Colour	Comments
<i>Escherichia Coli</i>	1.0-2.0	CV.E.G	Blue / Purple	----
<i>Enterobacter aerogenes</i>	1.5-2.5	CV.E.G	Rose / Pink	----
<i>Pseudomonas</i> spp.	0.5-1.0	FED/CV.E.G	Buff	----
<i>Enterococcus faecalis</i>				No growth
<i>Staphylococcus aureus</i>				No growth

CV.E.G = Convex entirely glossy, FED = Full entire dull

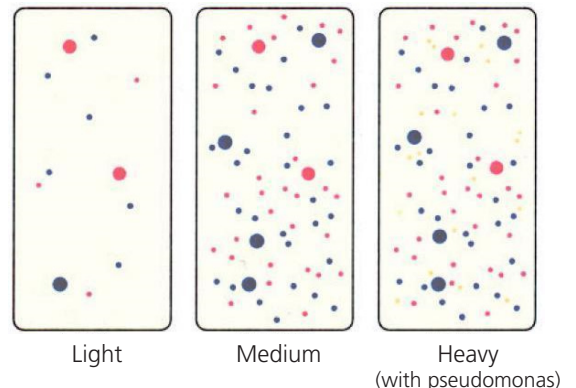
AEROBIC Bacteria - TVC



Fluids
Approx Colony Count per ml

Surface

Coliforms & Pseudomonas



Blue / Purple or Blue / Green

E.coli

Pink / Magenta

Other Coliforms

Buff

Pseudomonas spp.