



Aluminium T

M40

0.01 - 0.3 mg/L Al

AL

Eriochrom Cyanine R

Instrument specific information

The test can be performed on the following devices. In addition, the required cuvette and the absorption range of the photometer are indicated.

Instrument Type	Cuvette	λ	Measuring Range
, MD 100, MD 600, MD 610, MD 640, MultiDirect, PM 620, PM 630	ø 24 mm	530 nm	0.01 - 0.3 mg/L Al
SpectroDirect, XD 7000, XD 7500	ø 24 mm	535 nm	0.01 - 0.3 mg/L Al

Material

Required material (partly optional):

Reagents	Packaging Unit	Part Number
Aluminium No. 1	Tablet / 100	515460BT
Aluminium No. 1	Tablet / 250	515461BT
Aluminium No. 2	Tablet / 100	515470BT
Aluminium No. 2	Tablet / 250	515471BT
Set Aluminium No. 1/No. 2 100 Pc.#	100 each	517601BT
Set Aluminium No. 1/No. 2 250 Pc.#	250 each	517602BT

Application List

- Drinking Water Treatment
- Waste Water Treatment
- Raw Water Treatment
- Boiler Water
- Cooling Water



Preparation

1. To get accurate results the sample temperature must be between 20 °C and 25 °C.
2. To avoid errors caused by contamination, rinse the vial and the accessories with Hydrochloric acid (approx. 20%) before the analysis. Then rinse them with deionised water.



Determination of Aluminium with Tablet

Select the method on the device.

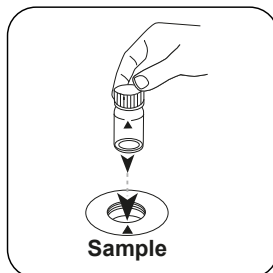
For this method, a ZERO measurement does not have to be carried out every time on the following devices: XD 7000, XD 7500




Fill 24 mm vial with **10 mL sample**.



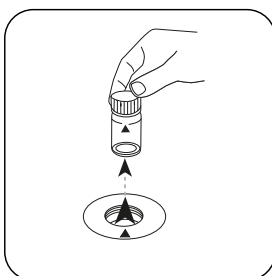
Close vial(s).



Place **sample vial** in the sample chamber. Pay attention to the positioning.

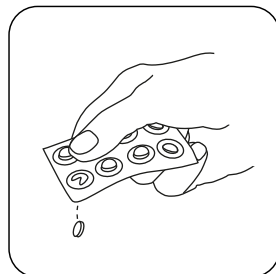


Press the **ZERO** button.

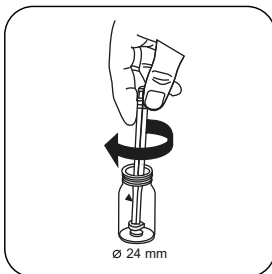


Remove the vial from the sample chamber.

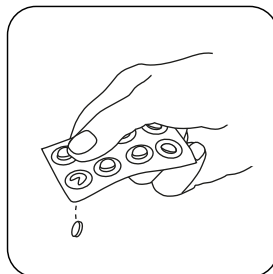
For devices that require **no ZERO measurement**, start here.



Add **ALUMINIUM No. 1 tablet**.



Crush tablet(s) by rotating slightly and dissolve.



Add **ALUMINIUM No. 2 tablet**.



Crush tablet(s) by rotating slightly.



Close vial(s).



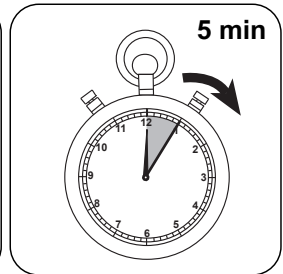
Dissolve tablet(s) by inverting.



Place **sample vial** in the sample chamber. Pay attention to the positioning.



Press the **TEST** (XD: **START**) button.



Wait for **5 minute(s) reaction time**.

Once the reaction period is finished, the measurement takes place automatically. The result in mg/L Aluminium appears on the display.



Analyses

The following table identifies the output values can be converted into other citation forms.

Unit	Cite form	Scale Factor
mg/l	Al	1
mg/l	Al ₂ O ₃	1.8894

Chemical Method

Eriochrom Cyanine R

Appendix

Calibration function for 3rd-party photometers

$$\text{Conc.} = a + b \cdot \text{Abs} + c \cdot \text{Abs}^2 + d \cdot \text{Abs}^3 + e \cdot \text{Abs}^4 + f \cdot \text{Abs}^5$$

	∅ 24 mm	□ 10 mm
a	$-3.21414 \cdot 10^{-2}$	$-3.21414 \cdot 10^{-2}$
b	$1.60965 \cdot 10^{-1}$	$3.46075 \cdot 10^{-1}$
c	$7.15538 \cdot 10^{-2}$	$3.30757 \cdot 10^{-1}$
d		
e		
f		

Interferences

Removeable Interferences

- A low test result may be given in the presence of Fluorides and Polyphosphates. The effect of this is generally insignificant unless the water has fluoride added artificially. In this case, the following table should be used to determine the actual concentration of aluminium.
- A special tablet ingredient prevents the measurement being affected as a result of iron and manganese.

Fluoride [mg/L F]	Displayed value: Aluminium [mg/L]					
	0.05	0.10	0.15	0.20	0.25	0.30
0.2	0.05	0.11	0.16	0.21	0.27	0.32
0.4	0.06	0.11	0.17	0.23	0.28	0.34
0.6	0.06	0.12	0.18	0.24	0.30	0.37
0.8	0.06	0.13	0.20	0.26	0.32	0.40
1.0	0.07	0.13	0.21	0.28	0.36	0.45
1.5	0.09	0.20	0.29	0.37	0.48	---

Method Validation

Limit of Detection	0.02 mg/L
Limit of Quantification	0.044 mg/L
End of Measuring Range	0.3 mg/L
Sensitivity	0.17 mg/L / Abs
Confidence Intervall	0.014 mg/L
Standard Deviation	0.006 mg/L
Variation Coefficient	3.71 %

Bibliography

Richter, F. Fresenius, Zeitschrift f. anal. Chemie (1943) 126: 426

According to

APHA Method 3500-Al B

* including stirring rod, 10 cm