

Anionic**56I700150****Material**

Reagents	Packaging Unit	Part Number
Anionics HR Titrant P10	65 mL	56L627565
Anionics Titrant P9	65 mL	56L627065
Anionic / Polyamine Indicator P2/3	65 mL	56L718165
Anionic / Polyamine Solvent P1/M	30 mL	56L703430

The following accessories are required.

Accessories	Packaging Unit	Part Number
Syringe, plastic, 20 mL	1 pc.	56A006501
Titration jar, glas, 50 mL	1 pc.	56A008101

Application List

- Disinfection Control

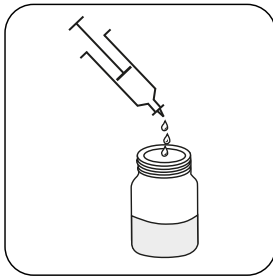
Notes

1. Colours may vary depending on sample and test conditions.
2. The test should be performed of known standards of products of interest to determine the product factor (F). Samples sizes chosen should be 10mL, 20 mL or 40mL.
3. The range chosen should represent the expected levels of dosing in the various systems being tested.
4. The number of drops of titrant required to reach an end point should be between 10 and 40 drops.
5. ppm = mg/L
6. Anionic/Polyamine Indicator P2/3 is only compatible with glassware. Do not allow reagent to come into contact with plastic.

Sampling

Select the sample volume from the table according to the expected measuring range and read off the factor to calculate the result.

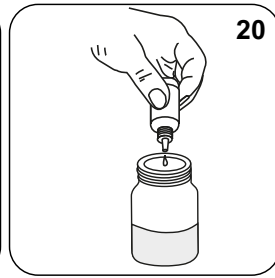
Expected Range	Titrant used	Sample Size	Factor
	Anionics Titrant P9	10 mL	
	Anionics Titrant P9	20 mL	
	Anionics Titrant P9	40 mL	
	Anionics HR Titrant P10	10 mL	
	Anionics HR Titrant P10	20 mL	
	Anionics HR Titrant P10	40 mL	



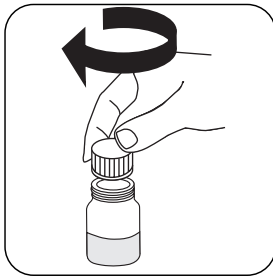
Attention! Select the appropriate sample volume based on results from standards (see notes).



Add **3-5 mL Anionic/Polyamine Solvent P1/M**.



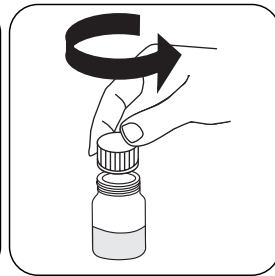
Add **20 drops Anionic/Polyamine Indicator P2/3**.



Close jar.




Mix the contents by shaking vigorously. (30 s).



Open the jar.




Allow phases to separate. A pink color should develop in the lower layer if any product is present.



Attention! Record the number of drops that will be added.

Note: Make sure to shake the jar after adding each drop!



Add **Anionics Titrant P9 or Anionics HR Titrant P10** drop by drop to the sample until colouration turns from **pink to blue**.

Calculate test result: Anionics (as product) mg/L = Number of drops x factor