



CyA HR T

M161

10 - 200 mg/L CyA

CyAH

Melamine

Instrument specific information

The test can be performed on the following devices. In addition, the required cuvette and the absorption range of the photometer are indicated.

Instrument Type	Cuvette	λ	Measuring Range
MD 600, MD 610, MD 640, MultiDirect, PM 620, PM 630, SpectroDirect, XD 7000, XD 7500	ø 24 mm	530 nm	10 - 200 mg/L CyA

Material

Required material (partly optional):

Reagents	Packaging Unit	Part Number
CyA HR-Test	Tablet / 100	511430BT
CyA HR-Test	Tablet / 250	511431BT

Application List

- Pool Water Control

Notes

1. Cyanuric acid causes an extremely fine distributed turbidity with a milky appearance. Individual particles are not attributable to the presence of cyanuric acid.
2. After addition of the CyA-HR-Test tablet, it dissolves automatically within two minutes.





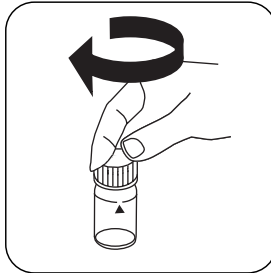
Determination of Cyanuric Acid Test with Tablet

Select the method on the device.

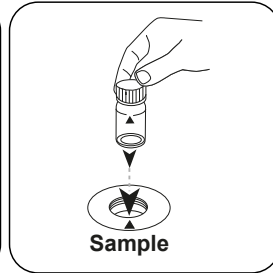
For this method, a ZERO measurement does not have to be carried out every time on the following devices: XD 7000, XD 7500




Fill 24 mm vial with **10 mL sample**.



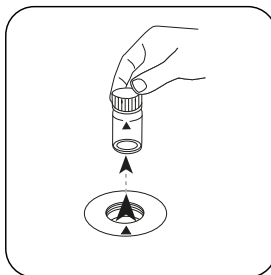
Close vial(s).



Place **sample vial** in the sample chamber. Pay attention to the positioning.

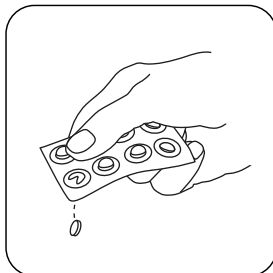


Press the **ZERO** button.

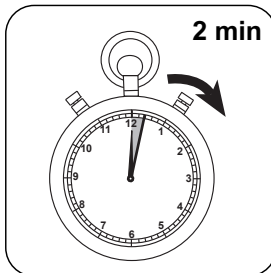


Remove the vial from the sample chamber.

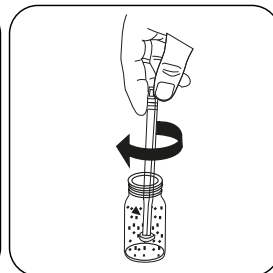
For devices that require **no ZERO measurement**, start here.



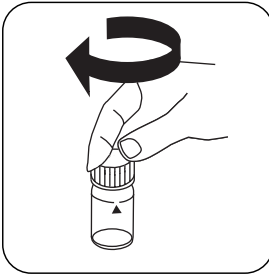
Add **CyA HR Test tablet**.



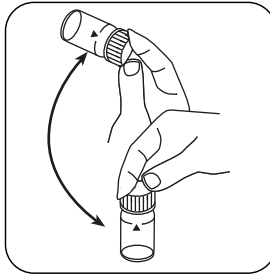
Wait for **2 minute(s) reaction time**.



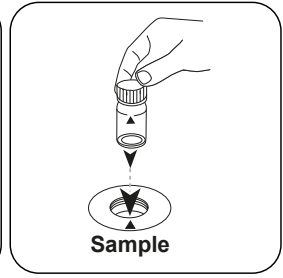
Dissolve the tablets using a clean stirring rod.



Close vial(s).



Invert several times to mix the contents (do not shake).



Place **sample vial** in the sample chamber. Pay attention to the positioning.

Test

Press the **TEST** (XD: **START**) button.

The result in mg/L Cyanuric Acid appears on the display.



Chemical Method

Melamine

Calibration function for 3rd-party photometers

Conc. = $a + b \cdot \text{Abs} + c \cdot \text{Abs}^2 + d \cdot \text{Abs}^3 + e \cdot \text{Abs}^4 + f \cdot \text{Abs}^5$

	∅ 24 mm	□ 10 mm
a	$-8.76932 \cdot 10^{-2}$	$-8.76932 \cdot 10^{-2}$
b	$2.30609 \cdot 10^{+1}$	$4.95809 \cdot 10^{+1}$
c	$3.4216 \cdot 10^{+1}$	$1.58163 \cdot 10^{+2}$
d	$-5.87057 \cdot 10^{+1}$	$-5.83439 \cdot 10^{+2}$
e	$4.87923 \cdot 10^{+1}$	$1.04257 \cdot 10^{+3}$
f	$6.46693 \cdot 10^{+0}$	$2.97092 \cdot 10^{+2}$

Interferences

Persistent Interferences

1. Undissolved particles may lead to higher results.

Method Validation

Limit of Detection	2.07 mg/L
Limit of Quantification	6.2 mg/L
End of Measuring Range	200 mg/L
Sensitivity	77.47 mg/L / Abs
Confidence Intervall	4.6 mg/L
Standard Deviation	4.78 mg/L
Variation Coefficient	4.55 %