

Formaldehyde 50 M. L

M176

0.02 - 1.00 mg/L HCHO

H₂SO₄ / Chromotropic acid

Instrument specific information

The test can be performed on the following devices. In addition, the required cuvette and the absorption range of the photometer are indicated.

Instrument Type	Cuvette	λ	Measuring Range
SpectroDirect, XD 7000, XD 7500	□ 50 mm	585 nm	0.02 - 1.00 mg/L HCHO

Material

Required material (partly optional):

Reagents	Packaging Unit	Part Number
Formaldehyde Spectroquant 1.14678.0001 tube test ^{d)}	25 pc.	420751

The following accessories are required.

Accessories	Packaging Unit	Part Number
Semimicro cell, 50 mm with lid	1 pc.	71310045

Application List

- Waste Water Treatment

Preparation

1. Before performing the test, you must read through the original instructions and safety advice that is delivered with the test kit (MSDS are available on the homepage of www.merckmillipore.com).



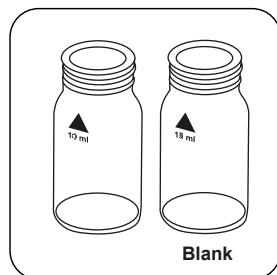
Notes

1. This method is adapted from MERCK.
2. Spectroquant® is a registered trademark of the company MERCK KGaA.
3. Appropriate safety precautions and good laboratory technique should be used during the whole procedure.
4. Sample volume should always be metered by using a 3ml volumetric pipette (class A).
5. Because the reaction depends on temperature, the sample temperature must be between 20 °C and 25 °C.

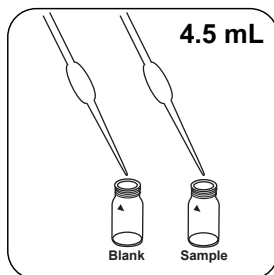


Determination of Formaldehyde with MERCK Spectroquant® Test, No. 1.14678.0001

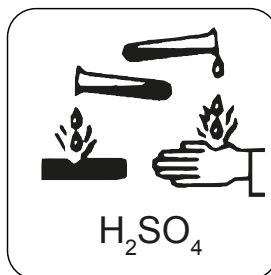
Select the method on the device.



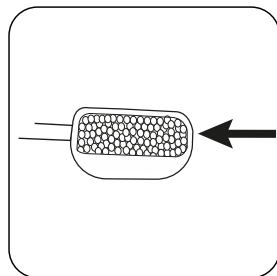
Prepare two clean 24 mm vials. Mark one as a blank.



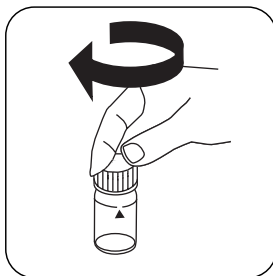
Add **4.5 mL HCHO-1 solution** to each vial.



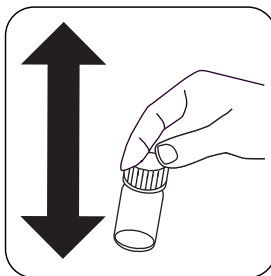
Note: Reagent contains concentrated Sulphuric acid!



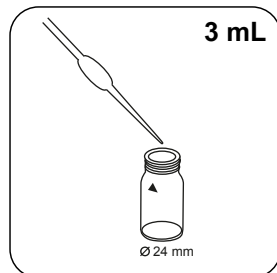
Add exactly **one level microspoon HCHO-2**.



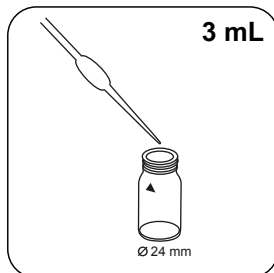
Close vial(s).



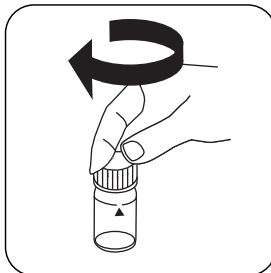
Dissolve the contents by shaking.



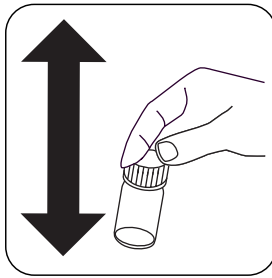
Put **3 mL deionised water** in the blank.



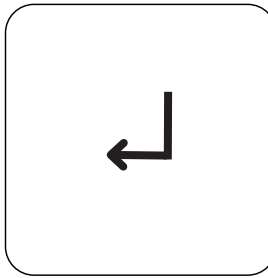
Put **3 mL sample** in the sample vial.



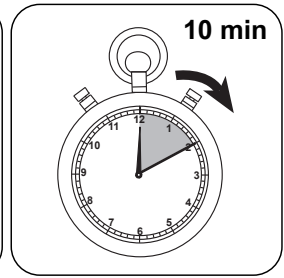
Close vial(s).



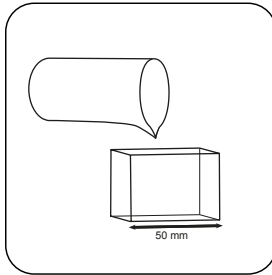
Mix the contents by shaking.



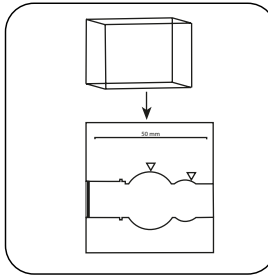
Press the **ENTER** button.




Wait for **10 minute(s)** reaction time.



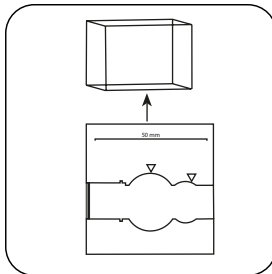
Fill **50 mm vial** with **zero sample**.




Place **sample vial** in the sample chamber. • Pay attention to the positioning.



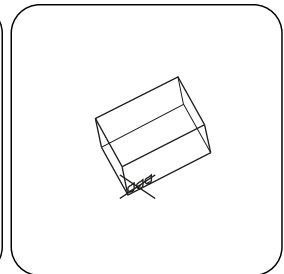
Press the **ZERO** button.



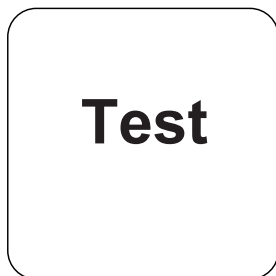
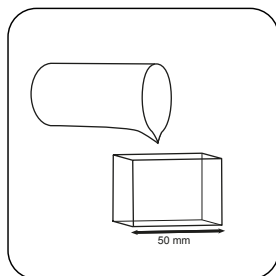

Remove **vial** from the sample chamber.



Empty vial.



Dry the vial thoroughly.



Fill 50 mm vial with sample.

Press the **TEST** (XD:
START) button.

The result in mg/L Formaldehyde appears on the display.



Chemical Method

H₂SO₄ / Chromotropic acid

Appendix

Calibration function for 3rd-party photometers


Conc. = a + b•Abs + c•Abs² + d•Abs³ + e•Abs⁴ + f•Abs⁵

□ 50 mm

a	-3.74124 • 10 ⁻³
b	7.09703 • 10 ⁻¹
c	
d	
e	
f	

Interferences

Interference	from / [mg/L]
Al	1000
Ca ²⁺	1000
Cd ²⁺	100
CN ⁻	100
CO ₃ ²⁻	100
Cr ³⁺	1000
Cr ₂ O ₇ ²⁻	1000
Cu ²⁺	100
F ⁻	100
Fe ³⁺	10
Hg ²⁺	1000
Mg ²⁺	1000
Mn ²⁺	1000
NH ₄ ⁺	1000
Ni ²⁺	1000
NO ₂ ⁻	1



Interference	from / [mg/L]
NO ₃ ⁻	10
Pb ²⁺	10
PO ₄ ³⁻	100
S ²⁻	10
SCN ⁻	100
SiO ₄ ⁴⁻	100
SO ₃ ²⁻	100
Zn ²⁺	1000
EDTA	1000
H ₂ N-NH ₂	100
Surfactants	100
H ₂ O ₂	10
NaAc	0.05
NaCl	0.25
NaNO ₃	0.005
Na ₂ SO ₄	0.5

Bibliography

Georgiou P.E., Ho C.K., Can. J. Chem. 67, 871 (1989)

⁴⁾ Spectroquant® is a Merck KGaA Trademark