

## Sulphide T

M365

0.04 - 0.5 mg/L S<sup>2-</sup>

DPD / Catalyst

### Instrument specific information

The test can be performed on the following devices. In addition, the required cuvette and the absorption range of the photometer are indicated.

Instrument Type	Cuvette	$\lambda$	Measuring Range
MD 600, MD 610, MD 640, MultiDirect	ø 24 mm	660 nm	0.04 - 0.5 mg/L S <sup>2-</sup>
SpectroDirect, XD 7000, XD 7500	ø 24 mm	668 nm	0.04 - 0.5 mg/L S <sup>2-</sup>

### Material

Required material (partly optional):

Reagents	Packaging Unit	Part Number
Sulfide No. 1	Tablet / 100	502930
Sulfide No. 2	Tablet / 100	502940

### Application List

- Drinking Water Treatment
- Raw Water Treatment
- Waste Water Treatment

### Sampling

1. To avoid loss of sulphide, the sample shall be taken carefully under minimal exposure to air. Also, the test must be performed immediately after sampling.

### Notes

1. The tablets must be added in the correct sequence.





## Determination of Sulphide with Tablet

Select the method on the device.

For this method, a ZERO measurement does not have to be carried out every time on the following devices: XD 7000, XD 7500



Fill 24 mm vial with **10 mL sample**.



Close vial(s).



Place **sample vial** in the sample chamber. Pay attention to the positioning.



Press the **ZERO** button.

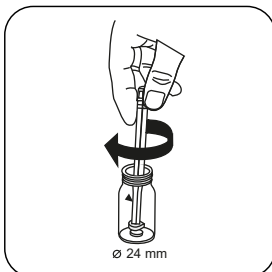


Remove the vial from the sample chamber.

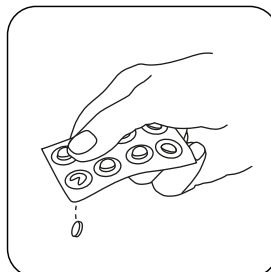
For devices that require **no ZERO measurement**, start here.



Add **SULFIDE No. 1 tablet**



Crush tablet(s) by rotating slightly.



Add **SULFIDE No. 2 tablet**.



Crush tablet(s) by rotating slightly.



Close vial(s).



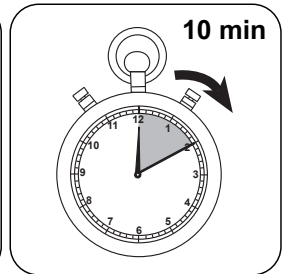
Dissolve tablet(s) by inverting.



Place **sample vial** in the sample chamber. Pay attention to the positioning.



Press the **TEST** (XD: **START**) button.



Wait for **10 minute(s) reaction time**.

Once the reaction period is finished, the measurement takes place automatically. The result in mg/L Sulphide appears on the display.



## Analyses

The following table identifies the output values can be converted into other citation forms.

Unit	Cite form	Scale Factor
mg/l	S <sup>2-</sup>	1
mg/l	H <sub>2</sub> S	1.0629

## Chemical Method

DPD / Catalyst

## Appendix

### Calibration function for 3rd-party photometers

Conc. = a + b•Abs + c•Abs<sup>2</sup> + d•Abs<sup>3</sup> + e•Abs<sup>4</sup> + f•Abs<sup>5</sup>

	∅ 24 mm	□ 10 mm
a	-5.52335 • 10 <sup>-2</sup>	-5.52335 • 10 <sup>-2</sup>
b	3.44705 • 10 <sup>-1</sup>	7.41116 • 10 <sup>-1</sup>
c	-2.88766 • 10 <sup>-2</sup>	-1.33482 • 10 <sup>-1</sup>
d		
e		
f		

## Interferences

### Removeable Interferences

- Chlorine and other oxidising agents that react with DPD, do not interfere with the test
- The recommended analysis temperature is 20 ° C. Deviations from the temperature can lead to excess or may show lower results.

### Bibliography

Photometrische Analyseverfahren, Schwedt, Wissenschaftliche Verlagsgesellschaft mbH, Stuttgart 1989

Photometrische Analyse, Lange/ Vjedelek, Verlag Chemie 1980

### Derived from

DIN 38405-D26/27