

Cadmium M. TT

M87

0.025 - 0.75 mg/L Cd

Cadion

Instrument specific information

The test can be performed on the following devices. In addition, the required cuvette and the absorption range of the photometer are indicated.

Instrument Type	Cuvette	λ	Measuring Range
SpectroDirect, XD 7000, XD 7500	ø 16 mm	525 nm	0.025 - 0.75 mg/L Cd

Material

Required material (partly optional):

Reagents	Packaging Unit	Part Number
Cadmium Spectroquant 1.14834.0001 tube test ^{d)}	25 pc.	420750

Application List

- Waste Water Treatment
- Drinking Water Treatment
- Raw Water Treatment
- Galvanization

Preparation

1. Before performing the test, you must read through the original instructions and safety advice that is delivered with the test kit (MSDS are available on the home-page of www.merckmillipore.com).
2. With the test process described, only Cd²⁺ ions are determined. To determine colloidal, undissolved and complex-bound cadmium, digestion is first required.
3. The pH value of the sample must be between 3 and 11.



Notes

1. This method is adapted from MERCK.
2. Spectroquant® is a registered trademark of the company MERCK KGaA.
3. Appropriate safety precautions and good laboratory technique should be used during the whole procedure.
4. Sample and reagent volumes must be metered using a suitable volumetric pipette (class A).
5. Because the reaction depends on temperature, the sample temperature must be between 10 and 40 °C.
6. The reagents are to be stored in closed containers at a temperature of +15 °C – +25 °C.

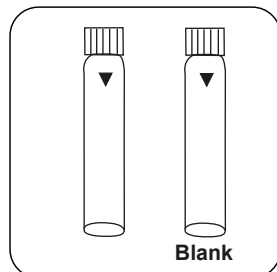


Determination of Cadmium with MERCK Spectroquant® Cell Test, No. 1.14834.0001

Select the method on the device.

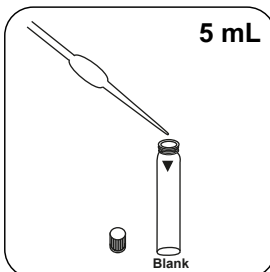
For this method, a ZERO measurement does not have to be carried out every time on the following devices: XD 7500, XD 7500

Skip steps with Blank.



Blank

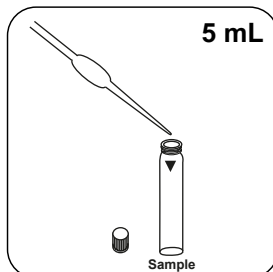
Prepare two reaction vials.
Mark one as a blank.



5 mL

Blank

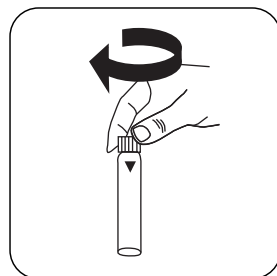
Put 5 mL deionised water
in the blank.



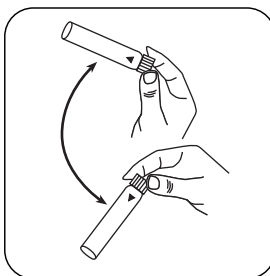
5 mL

Sample

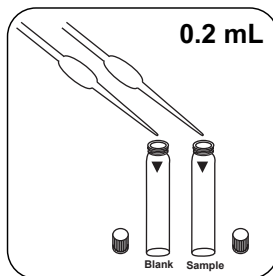
Put 5 mL sample in the
sample vial.



Close vial(s).



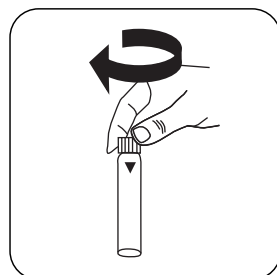
Invert several times to mix
the contents.



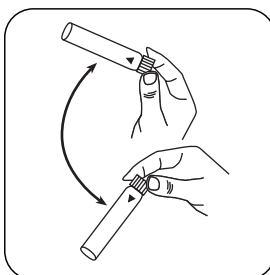
0.2 mL

Blank Sample

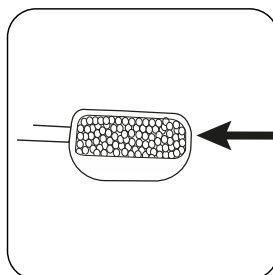
Add 0.2 mL Reagent
Cd-1K solution to each vial.



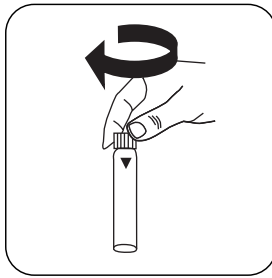
Close vial(s).



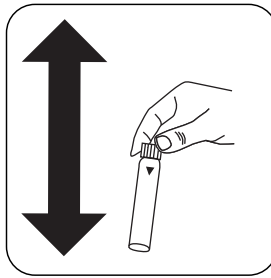
Invert several times to mix
the contents.



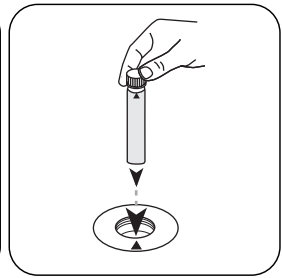
Add exactly one level
microspoon Reagent
Cd-2K.




Close vial(s).



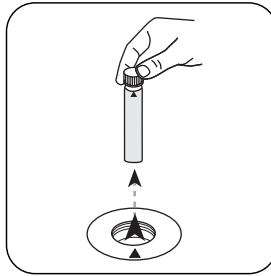
Dissolve the contents by shaking.



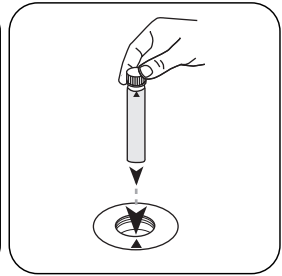
Place **blank** in the sample chamber. • Pay attention to the positioning.



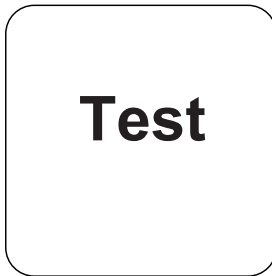
Press the **ZERO** button.



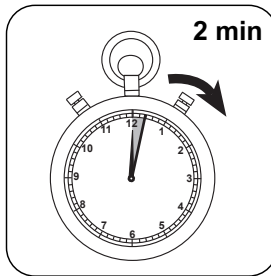
Remove **vial** from the sample chamber.



Place **sample vial** in the sample chamber. • Pay attention to the positioning.




Press the **TEST** (XD: **START**) button.



Wait for **2 minute(s) reaction time**.

Once the reaction period is finished, the measurement takes place automatically.

The result in mg/L Cadmium appears on the display.



Chemical Method

Cadion

Appendix

Calibration function for 3rd-party photometers

$$\text{Conc.} = a + b \cdot \text{Abs} + c \cdot \text{Abs}^2 + d \cdot \text{Abs}^3 + e \cdot \text{Abs}^4 + f \cdot \text{Abs}^5$$

	ø 16 mm
a	$1.03645 \cdot 10^{-1}$
b	$4.81917 \cdot 10^{-2}$
c	
d	
e	
f	

Interferences

Interference	from / [mg/L]
Al	25
Ca ²⁺	1000
Cr ₂ O ₇ ²⁻	100
Cu ²⁺	10
Fe ³⁺	1
Mg ²⁺	1000
Mn ²⁺	10
NH ₄ ⁺	100
Ni ²⁺	0,5
Pb ²⁺	100
PO ₄ ³⁻	100
Zn ²⁺	0,5
NaCl	0,005
NaNO ₃	0,05
Na ₂ SO ₄	0,005



Bibliography

H. Watanabe, H. Ohmori (1979), Dual-wavelength spectrophotometric determination of cadmium with cadion, *Talanta*, 26 (10), 959-961

^o Spectroquant® is a Merck KGaA Trademark