

TOC HR M. TT

M381

50 - 800 mg/L TOC^{b)}H₂SO₄ / Persulphate / Indicator

Instrument specific information

The test can be performed on the following devices. In addition, the required cuvette and the absorption range of the photometer are indicated.

Instrument Type	Cuvette	λ	Measuring Range
MD 600, MD 610, MD 640, MultiDirect, XD 7000, XD 7500	ø 16 mm	610 nm	50 - 800 mg/L TOC ^{b)}
SpectroDirect	ø 16 mm	596 nm	50 - 800 mg/L TOC ^{b)}

Material

Required material (partly optional):

Reagents	Packaging Unit	Part Number
TOC Spectroquant 1.14879.0001 tube test ^{d)}	25 pc.	420756

The following accessories are required.

Accessories	Packaging Unit	Part Number
Thermoreactor RD 125	1 pc.	2418940
Screw caps TOC	1 Set	420757

Application List

- Drinking Water Treatment
- Waste Water Treatment
- Raw Water Treatment

Preparation

1. Before performing the test, you must read through the original instructions and safety advice that is delivered with the test kit (MSDS are available on the homepage of www.merckmillipore.com).



Notes

1. This method is adapted from MERCK.
2. Spectroquant® is a registered trademark of the company MERCK KGaA.
3. Appropriate safety precautions and good laboratory technique should be used during the whole procedure.
4. Sample volume should always be metered by using a volumetric pipette (class A).
5. TOC = Total Organic Carbon.
6. Aluminium caps can be reused (see Merck).
7. Due to the greater height of the cuvettes, the lid of the measuring chamber cannot be completely closed on XD devices. This does not affect the measurement.



Determination of TOC HR with MERCK Spectroquant® Cell Test, No. 1.14879.0001

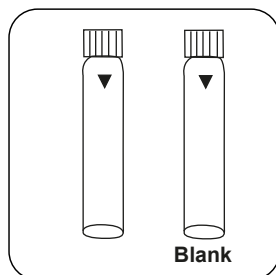
Select the method on the device.

For this method, a ZERO measurement does not have to be carried out every time on the following devices: XD 7000, XD 7500

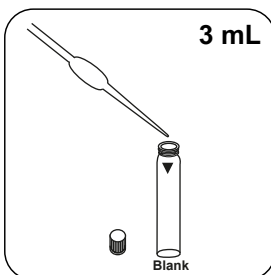
Skip steps with Blank.

• Use two clean suitable glass vessels. • Mark one glass vessel for zeroing.

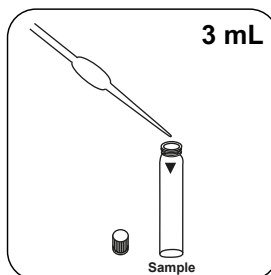
1. Put **10 mL deionised water** in the zero sample.
2. Put **1 mL sample and 9 mL deionised water** in the sample vessel and mix.
3. Add **2 drops of reagent TOC-1K** and mix.
4. The pH value of the sample should be under 2.5. If necessary, add sulphuric acid.
5. Stir for **10 minutes** at a medium speed. (Magnetic stirrer, stirring stick)



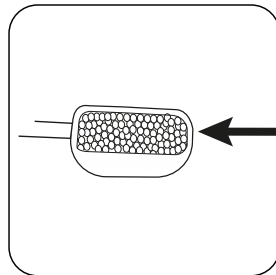
Prepare two **reaction vials**. Mark one as a blank.



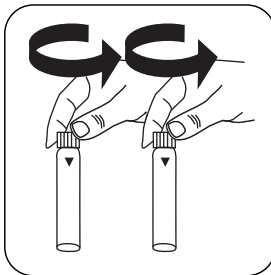
Place **3 mL of prepared zero sample** in the blank.




Place **3 mL of prepared sample** in the sample vial.



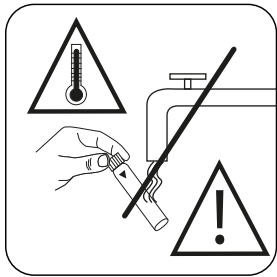
Add exactly **one level microspoon TOC-2K**.



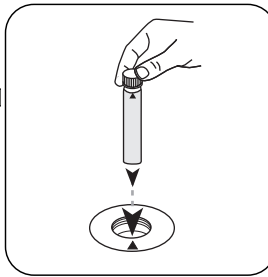
Close the vial(s) **immediately** with the aluminium caps




Warm vial for **120 minutes** at **120 °C** in a pre-heated thermoreactor in **inverted position**.



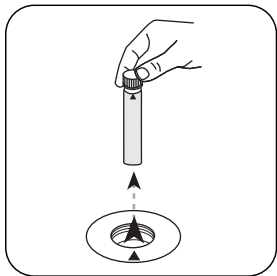
Allow vial to stand inverted for 1 hour and to cool. **Do not cool it with water!** After cooling down, rotate it and measure in the photometer **within 10 min**.



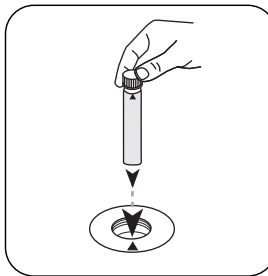
Place **blank** in the sample chamber. • Pay attention to the positioning.



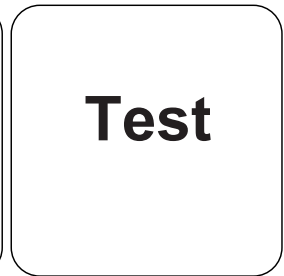
Press the **ZERO** button.



Remove **vial** from the sample chamber.



Place **sample vial** in the sample chamber. • Pay attention to the positioning.



Press the **TEST** (XD: **START**) button.

The result in mg/L TOC appears on the display.



Chemical Method

H₂SO₄ / Persulphate / Indicator

Appendix

Calibration function for 3rd-party photometers

Conc. = a + b•Abs + c•Abs² + d•Abs³ + e•Abs⁴ + f•Abs⁵

	ø 16 mm
a	9.90014 • 10 ⁻²
b	-3.44796 • 10 ⁺²
c	-2.08152 • 10 ⁺²
d	
e	
f	

Interferences

Interference	from / [mg/L]
Ca	1000
Mg	1000
NH ₄ -N	1000
TIC (total inorganic carbon)	250
NaCl	25
NaNO ₃	100
Na ₂ SO ₄	100

Derived from

EN 1484:1997

Standard Method 5310 C

^{b)} Reactor is necessary for COD (150 °C), TOC (120 °C) and total -chromium, - phosphate, -nitrogen, (100 °C) | ^{d)} Spectroquant® is a Merck KGaA Trademark