



Urea T

M390

0.1 - 2.5 mg/L Urea

Ur1

Indophenol / Urease

Instrument specific information

The test can be performed on the following devices. In addition, the required cuvette and the absorption range of the photometer are indicated.

Instrument Type	Cuvette	λ	Measuring Range
MD50, MD 100, MD 200, MD 600, MD 610, MD 640, Multi-Direct, PM 620, PM 630	ø 24 mm	610 nm	0.1 - 2.5 mg/L Urea
XD 7000, XD 7500	ø 24 mm	676 nm	0.1 - 2.5 mg/L Urea
SpectroDirect	ø 24 mm	676 nm	0.1 - 2 mg/L Urea

Material

Required material (partly optional):

Reagents	Packaging Unit	Part Number
UREA Reagent 1	15 mL	459300
UREA Reagent 2	10 mL	459400
Ammonia No. 1	Tablet / 100	512580BT
Ammonia No. 1	Tablet / 250	512581BT
Ammonia No. 2	Tablet / 100	512590BT
Ammonia No. 2	Tablet / 250	512591BT
Set Ammonia No. 1/No. 2 100 Pc.#	100 each	517611BT
Set Ammonia No. 1/No. 2 250 Pc.#	250 each	517612BT
Ammonia Conditioning Powder	Powder / 26 g	460170
Urea Pretreat (compensates for the interference of free Chlorine up to 2 mg/l)	Tablet / 100	516110BT
UREA Reagent Set	1 Set	517800BT

Application List

- Pool Water Control



Preparation

1. The temperature of the sample should be between 20 °C and 30 °C.
2. The analysis must take place within one hour after taking the sample at the latest.
3. With the analysis of sea water samples, before the addition of Ammonia No. 1 Tablet, two scoops of ammonium conditioning powder must be added to the sample and dissolved by swirling.

Notes

1. The AMMONIA No. 1 tablet will only dissolve completely after the AMMONIA No. 2 Tablet has been added.
2. Ammonium and chloramines are accounted for in the urea determination.



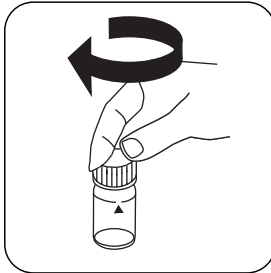
Determination of Urea with Tablet and Liquid Reagent

Select the method on the device.

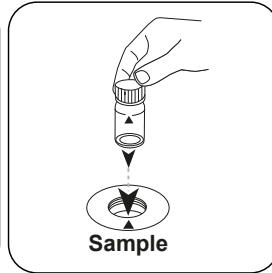
For this method, a ZERO measurement does not have to be carried out every time on the following devices: XD 7000, XD 7500



Fill 24 mm vial with **10 mL sample**.



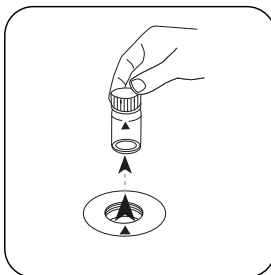
Close vial(s).



Place **sample vial** in the sample chamber. Pay attention to the positioning.



Press the **ZERO** button.

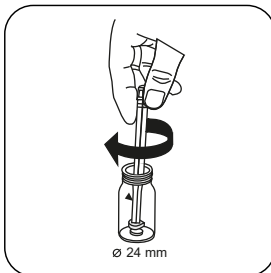


Remove the vial from the sample chamber.

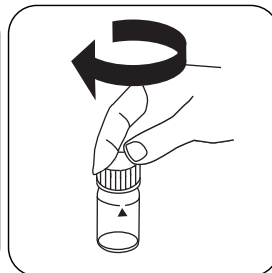
For devices that require **no ZERO measurement**, start here.



If free chlorine (HOCl) is present, add a **UREA PRETREAT** tablet.



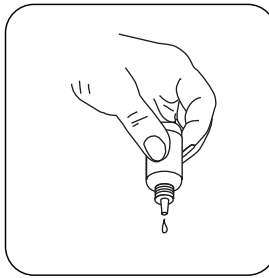
Crush tablet(s) by rotating slightly.



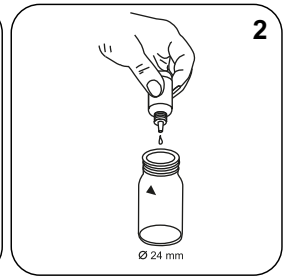
Close vial(s).



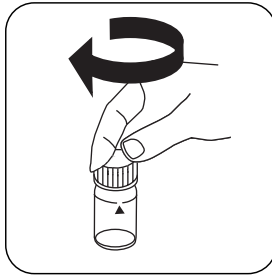
Dissolve tablet(s) by inverting.



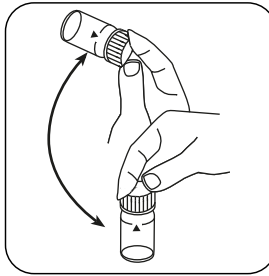
Hold cuvettes vertically and add equal drops by pressing slowly.



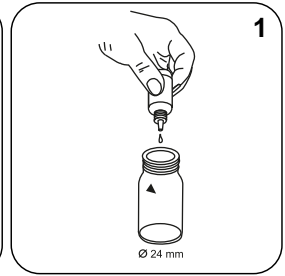
Add **2 drops Urea Reagent 1.**



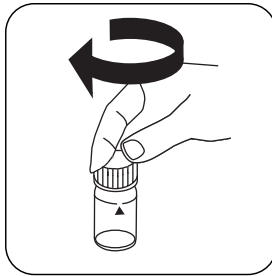
Close vial(s).



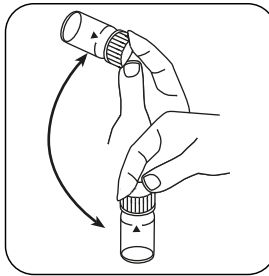
Invert several times to mix the contents.



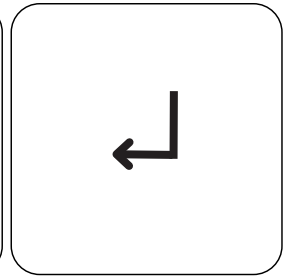
Add **1 drops Urea Reagent 2.**



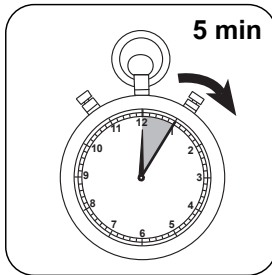
Close vial(s).



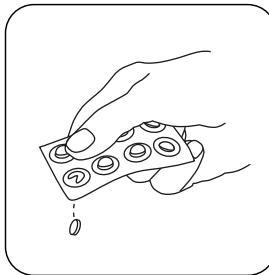
Invert several times to mix the contents.



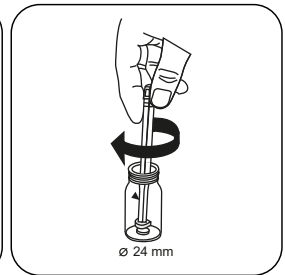
Press the **ENTER** button.



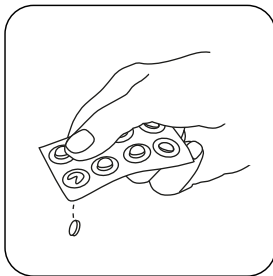
Wait for **5 minute(s) reaction time.**



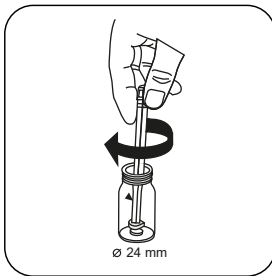
Add **AMMONIA No.1 tablet**



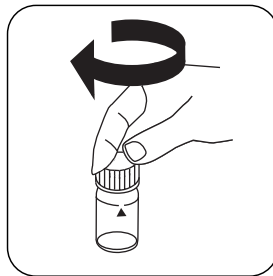
Crush tablet(s) by rotating slightly.



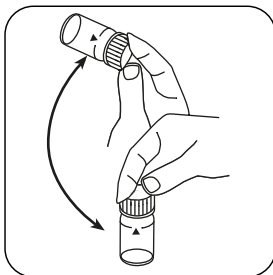
Add **AMMONIA No.2 tablet**



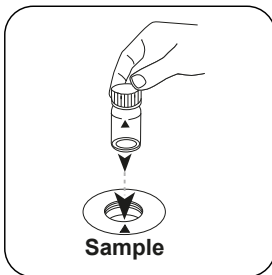
Crush tablet(s) by rotating slightly.



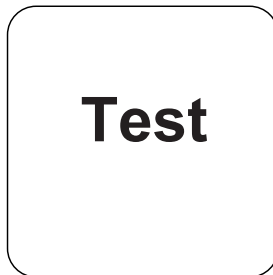
Close vial(s).



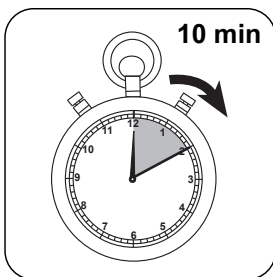
Dissolve tablet(s) by inverting.



Place **sample vial** in the sample chamber. Pay attention to the positioning.



Press the **TEST** (XD: **START**) button.



Wait for **10 minute(s)** reaction time.

Once the reaction period is finished, the measurement takes place automatically.

The result in mg/L Urea appears on the display.

Chemical Method

Indophenol / Urease

Appendix

Calibration function for 3rd-party photometers

Conc. = a + b•Abs + c•Abs² + d•Abs³ + e•Abs⁴ + f•Abs⁵

	∅ 24 mm	□ 10 mm
a	-2.32974 • 10 ⁻¹	-2.32974 • 10 ⁻¹
b	1.24957 • 10 ⁺⁰	2.68658 • 10 ⁺⁰
c		
d		
e		
f		

Interferences

Persistent Interferences

- Concentrations above 2 mg/L urea can lead to results within the measuring range. In this case, the water sample must be diluted with water that is free from urea and the measurement must be repeated (plausibility test).

Removeable Interferences

- A UREA PRETREAT Tablet eliminates the interference of free chlorine up to 2 mg/L (two tablets up to 4 mg/L, 3 tablets up to 6 mg/L).

Interference	from / [mg/L]
Cl ₂	2

Bibliography

R.J. Creno, R.E. Wenk, P. Bohling, Automated Micromasurement of Urea Using Urease and the Berthelot Reaction, American Journal of Clinical Pathology (1970), 54 (6), p. 828-832

* including stirring rod, 10 cm