

Hardness (Yes/No)**Y/N****8 - 20 mg/L CaCO₃****Material**

Reagents	Packaging Unit	Part Number
Hardness Yes/No	Tablet / 100	515360BT

Application List

- Cooling Water

Sampling

1. Let the sample water flow for 30 seconds before taking the sample.

Notes

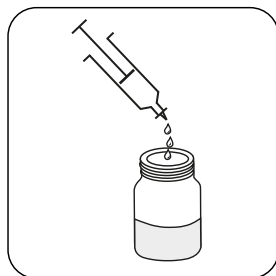
1. Colours may vary depending on sample and test conditions.
2. This test may be used to determine the performance of a softener unit by measuring the total hardness of softened water taken from the outlet. It is important to monitor hardness levels regularly as hardness breakthrough is indicative of exhausted resin and regeneration would be required.
3. Test result:
Green Sample Colour : Hardness is less than the threshold level
Red Sample Colour : Hardness is more than the threshold level

Sampling

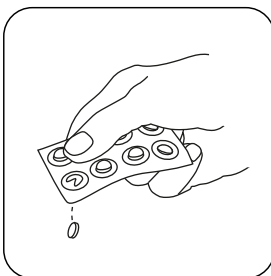
Select the sample volume from the table according to the expected measuring range and read off the factor to calculate the result.

Expected Range	Titrant used	Sample Size	Factor
10 mg/L	1 Tablette Hardness Yes/No	20 mL	
20 mg/L	1 Tablette Hardness Yes/No	10 mL	
16 mg/L	2 Tabletten Hardness Yes/No	25 mL	
8 mg/L	1 Tablette Hardness Yes/No	25 mL	

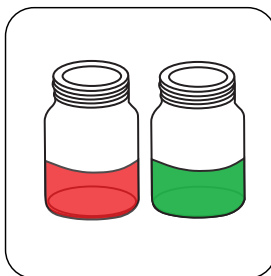
Determination of Hardness (Yes/No)



Attention! Select the appropriate sample volume according to the instructions in the chapter Sampling.



Add **x** Hardness Yes/No tablet(s). (See chapter Sampling under Titrant in the table.)



The sample will turn red or green (See chapter Notes.).

Read the test result: Note the color of the sample (red or green) (see Notes).