



pH value L

M331

6.5 - 8.4 pH

PH

Phenol Red

## Instrument specific information

The test can be performed on the following devices. In addition, the required cuvette and the absorption range of the photometer are indicated.

Instrument Type	Cuvette	$\lambda$	Measuring Range
MD 100, MD 110, MD 200, MD 600, MD 610, MD 640, MultiDirect, PM 620, PM 630	ø 24 mm	560 nm	6.5 - 8.4 pH
SpectroDirect, XD 7000, XD 7500	ø 24 mm	558 nm	6.5 - 8.4 pH

## Material

Required material (partly optional):

Reagents	Packaging Unit	Part Number
Phenol Red Solution	15 mL	471040
Phenol Red Solution	100 mL	471041
Phenol Red Solution in 6-pack	1 pc.	471046

## Application List

- Boiler Water
- Pool Water Control
- Raw Water Treatment

## Preparation

1. Due to differing drop sizes results can show a discrepancy in accuracy by comparison with tablets.  
This can be minimised by using a pipette (0.18 ml equivalent to 6 drops).

## Notes

1. After use, ensure the cuvette is once again closed with the same-coloured screw caps.
2. Reagents are to be stored in the cool at +6 °C to +10 °C.





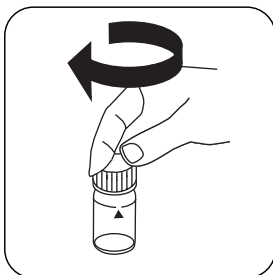
## Determination of pH-value with liquid reagent

Select the method on the device.

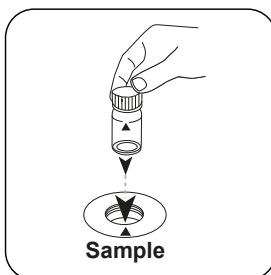
For this method, a ZERO measurement does not have to be carried out every time on the following devices: XD 7000, XD 7500



Fill 24 mm vial with **10 mL sample**.



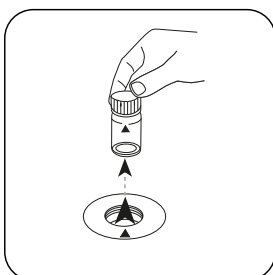
Close vial(s).



Place **sample vial** in the sample chamber. Pay attention to the positioning.

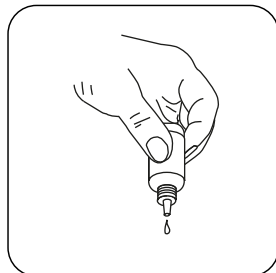


Press the **ZERO** button.

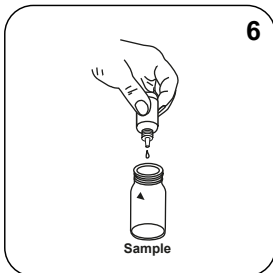


Remove the vial from the sample chamber.

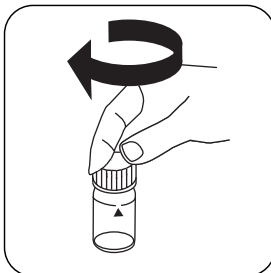
For devices that require **no ZERO measurement**, start here.



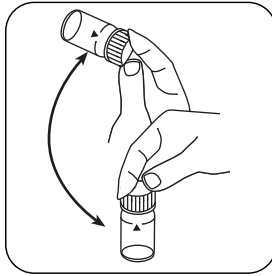
Hold cuvettes vertically and add equal drops by pressing slowly.



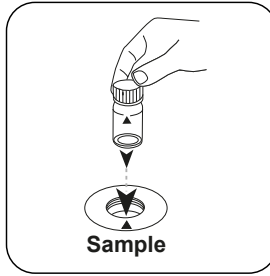
Add **6 drops PHENOL Red-Lösung** to the **sample vial**.



Close vial(s).



Invert several times to mix the contents.



Place **sample vial** in the sample chamber. Pay attention to the positioning.



Press the **TEST** (XD: **START**) button.

The result in pH value appears on the display.



## Chemical Method

Phenol Red

## Appendix

### Calibration function for 3rd-party photometers

$$\text{Conc.} = a + b \cdot \text{Abs} + c \cdot \text{Abs}^2 + d \cdot \text{Abs}^3 + e \cdot \text{Abs}^4 + f \cdot \text{Abs}^5$$

	∅ 24 mm	□ 10 mm
a	$5.95215 \cdot 10^{+0}$	$5.95215 \cdot 10^{+0}$
b	$4.13767 \cdot 10^{+0}$	$8.89599 \cdot 10^{+0}$
c	$-5.29861 \cdot 10^{+0}$	$-2.44928 \cdot 10^{+1}$
d	$3.74419 \cdot 10^{+0}$	$3.72112 \cdot 10^{+1}$
e	$-1.25321 \cdot 10^{+0}$	$-2.6778 \cdot 10^{+1}$
f	$1.6149 \cdot 10^{-1}$	$7.41887 \cdot 10^{+0}$

## Interferences

### Removeable Interferences

1. Salt error Correction of test results (average values) for samples with salt contents of:

Salt content of the sample	Correction
30 g/L (seawater)	-0.15 <sup>1)</sup>
60 g/L	-0.21 <sup>2)</sup>
120 g/L	-0.26 <sup>2)</sup>
180 g/L	-0.29 <sup>2)</sup>

<sup>1)</sup> according to Kolthoff (1922)      <sup>2)</sup> according to Parson and Douglas (1926)

3. When testing chlorinated water the residual chlorine contents can influence the colour reaction of the liquid reagent. This can be avoided by adding a small crystal of Sodiumthiosulphate ( $\text{Na}_2\text{S}_2\text{O}_3 \cdot 5 \text{H}_2\text{O}$ ) to the sample solution before adding the PHENOL RED solution.

### Bibliography

Colorimetric Chemical Analytical Methods, 9th Edition, London