



CyA T

M160

10 - 160 mg/L CyA

CyA

Melamine

Instrument specific information

The test can be performed on the following devices. In addition, the required cuvette and the absorption range of the photometer are indicated.

Instrument Type	Cuvette	λ	Measuring Range
MD 100, MD 110, MD 200, MD 600, MD 610, MD 640, MultiDirect, PM 600, PM 620, PM 630, SpectroDirect, XD 7000, XD 7500	ø 24 mm	530 nm	10 - 160 mg/L CyA

Material

Required material (partly optional):

Reagents	Packaging Unit	Part Number
CyA-Test	Tablet / 100	511370BT
CyA-Test	Tablet / 250	511371BT
Deionised Water	100 mL	461275
Deionised Water	250 mL	457022

Application List

- Pool Water Control

Notes

1. Cyanuric acid causes an extremely fine distributed turbidity with a milky appearance. Individual particles are not attributable to the presence of cyanuric acid.

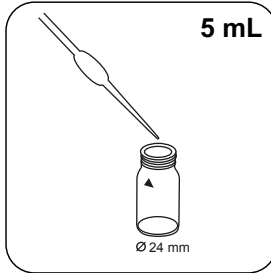




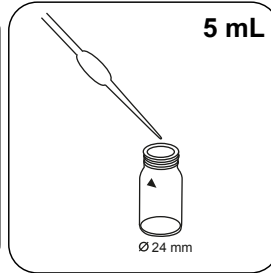
Determination of Cyanuric Acid Test with Tablet

Select the method on the device.

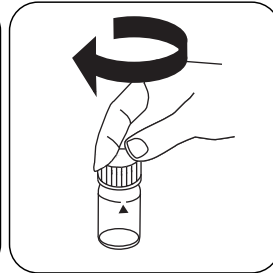
For this method, a ZERO measurement does not have to be carried out every time on the following devices: XD 7000, XD 7500



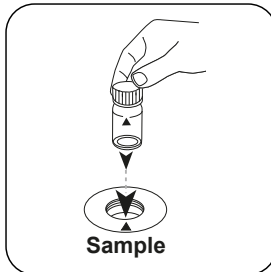
Fill 24 mm vial with **5 mL deionised water** .




Put **5 mL sample** in the vial.



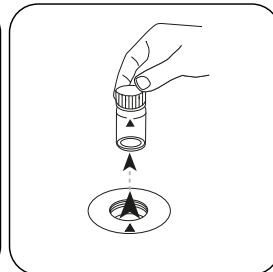
Close vial(s).



Place **sample vial** in the sample chamber. Pay attention to the positioning.

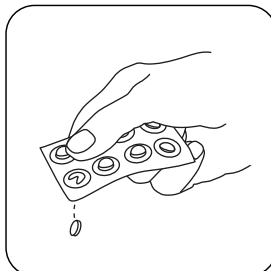


Press the **ZERO** button.

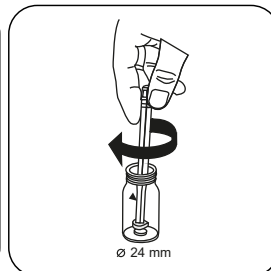


Remove the vial from the sample chamber.

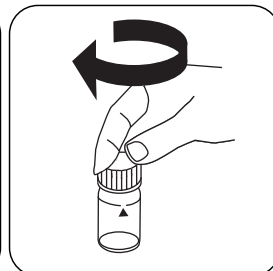
For devices that require **no ZERO measurement** , start here.



Add **CyA-Test tablet**.



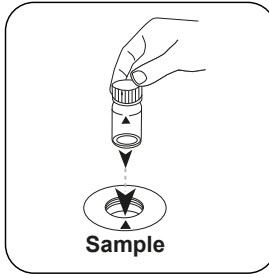
Crush tablet(s) by rotating slightly.



Close vial(s).



Invert several times to mix the contents (for at least 60 s until the tablet is completely dissolved).



Place **sample vial** in the sample chamber. Pay attention to the positioning.



Press the **TEST** (XD: **START**) button.

The result in mg/L Cyanuric Acid appears on the display.



Chemical Method

Melamine

Calibration function for 3rd-party photometers

$$\text{Conc.} = a + b \cdot \text{Abs} + c \cdot \text{Abs}^2 + d \cdot \text{Abs}^3 + e \cdot \text{Abs}^4 + f \cdot \text{Abs}^5$$

	∅ 24 mm	□ 10 mm
a	$-9.51421 \cdot 10^{-1}$	$-9.51421 \cdot 10^{-1}$
b	$6.99203 \cdot 10^{+1}$	$1.50329 \cdot 10^{+2}$
c	$6.14201 \cdot 10^{+0}$	$2.83914 \cdot 10^{+1}$
d		
e		
f		

Interferences

Persistent Interferences

1. Undissolved particles may lead to higher results. Therefore, it is important to dissolve the Tablet completely.